

# 36" FIRE RING

Model FR-MOOS-369 or  
Model FR-STAR-369

## Owner's Manual

### IMPORTANT!!

Please read and follow ALL instructions before assembling or using this product.

### IMPORTANT SAFETY INSTRUCTIONS:

- NOT FOR USE BY CHILDREN.
- The FIRE RING is HOT! DO NOT TOUCH or allow children or animals near FIRE RING while it is in use.
- DO NOT USE on wood deck or any other flammable surface.
- DO NOT USE in the vicinity of flammable objects or indoors.
- DO NOT USE on or near combustible and/or flammable materials, including houses, buildings, trees and vehicles.
- NEVER LEAVE THIS PRODUCT UNATTENDED WHILE IN USE!
- Have fire-extinguishing materials nearby when using this product.
- Always wear protective gloves when handling this product to avoid injury from sharp edges and hot surfaces.
- Always use this product in well ventilated and open areas to avoid carbon monoxide build-up that could result in serious injury or death.
- Approved items for Burning: Wood, Self-Starting Fire logs and Charcoal.

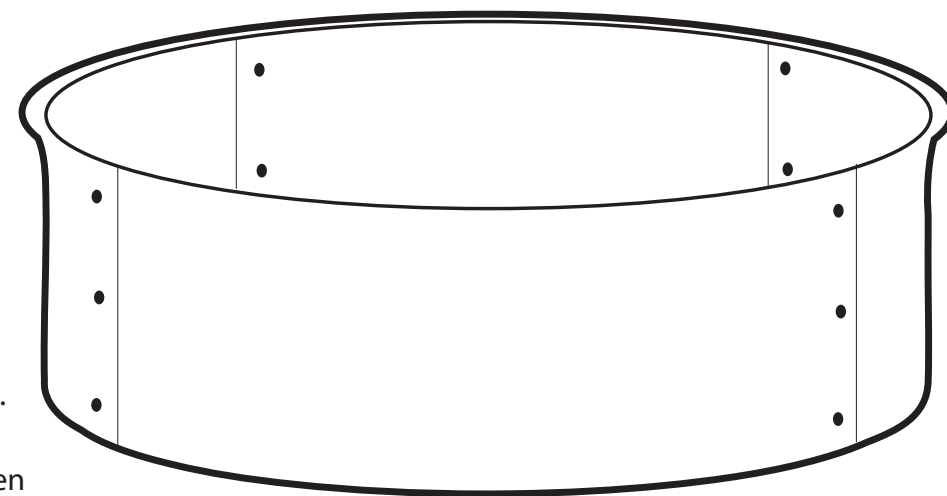
### WARNING! CARBON MONOXIDE HAZARD

Burning charcoal indoors can kill you. It gives off carbon monoxide, which has no odor. NEVER burn wood or charcoal inside homes, vehicles or tents.

07.19.06

Copyright ©2006, CobraCo Mfg., Inc. • Lake Zurich, IL 60047

**FOR OUTDOOR USE ONLY! FOR OUTDOOR USE ONLY!**



## FIRE RING

### PARTS ENCLOSED:

- A. DIE-CUT METAL PANELS (4)
- B. BOLTS (12)
- C. NUTS (12)

### ASSEMBLY INSTRUCTIONS:

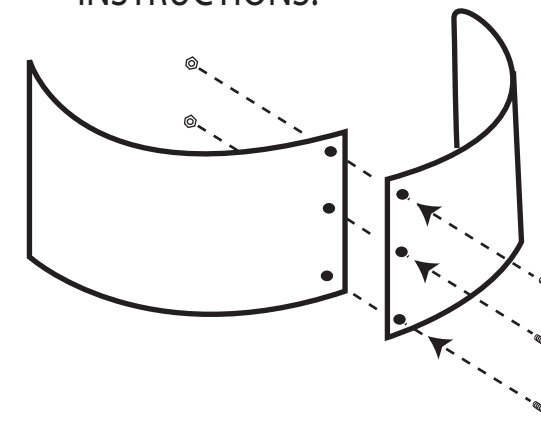
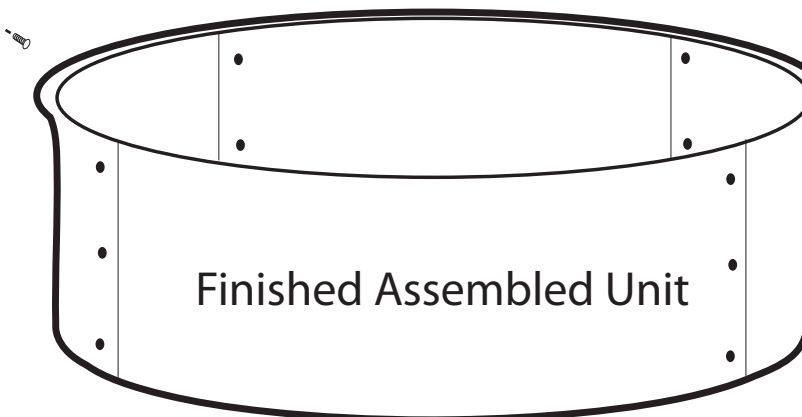


Diagram 1

1. Carefully remove the 4 quarter ring panels.
2. Set the pieces together to form a circle.
3. Attach each panel with 3 bolts and nuts to secure (see Diagram 1).

NOTE: THIS FIRE RING has been powder-coated and may discolor slightly during use due to high temperatures.



Finished Assembled Unit



DO NOT allow small children near flame. Hot embers can fly out of the FIRE RING in windy conditions. Adequate fire extinguishing material should be readily available.



WARNING! DO NOT use this unit on a wood deck or on combustible surfaces such as dry grass, leaves, mulch, etc. DO NOT use this unit near heat sensitive or combustible structures such as vinyl or wood siding.



CAUTION! Read and follow all safety statements, Warnings, Assembly Instructions and Use & Care directions before attempting to assemble the unit.



CAUTION! Some parts may contain sharp edges. Wear protective gloves as necessary

Copyright ©2006 CobraCo Mfg., Inc. Made in China  
Lake Zurich, IL 60047